


Attn: _____

**Harbor Master® Flat Front Frame
Specification Sheet**



***ALL MEASUREMENTS (±1")**

PART NO.	SIZE	OVERALL LENGTH "A"	INSIDE WIDTH "B"	SIDE RAIL LENGTH "C"	OUTSIDE WIDTH "D"
HMA1800100	18' X 100"	18'	100"	17' 10"	104"
HMA2100100	21' X 100"	21'	100"	20' 10"	104"
HMA2100108	21' X 108"	21'	108"	20' 10"	112"
HMA2400108	24' X 108"	24'	108"	23' 10"	112"
HMA2400114	24' X 114"	24'	114"	23' 10"	118"
HMA2700114	27' X 114"	27'	114"	26' 10"	118"
HMA2400120	24' X 120"	24'	120"	23' 10"	124"
HMA2700120	27' X 120"	27'	120"	26' 10"	124"
HMA3000120	30' X 120"	30'	120"	29' 10"	124"
HMA2400126	24' X 126"	24'	126"	23' 10"	130"
HMA2700126	27' X 126"	27'	126"	26' 10"	130"
HMA3000126	30' X 126"	30'	126"	29' 10"	130"

ATTACHMENT

Hooked bungee attaches to d-rings and hook over aluminum rod on frame.

STANDARD VALANCE: 12" VALANCE

OUTSIDE DIMENSIONS

- A _____ OVERALL LENGTH OF FRAME
- B _____ INSIDE WIDTH OF FRAME
- C _____ LENGTH OF SIDE RAILS (W/O ENDS)
- D _____ OUTSIDE WIDTH OF FRAME

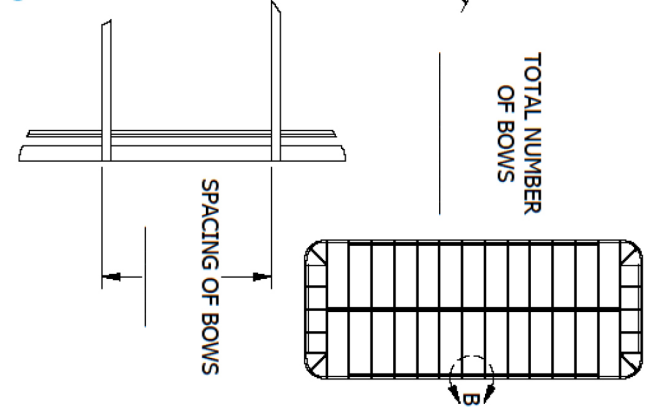
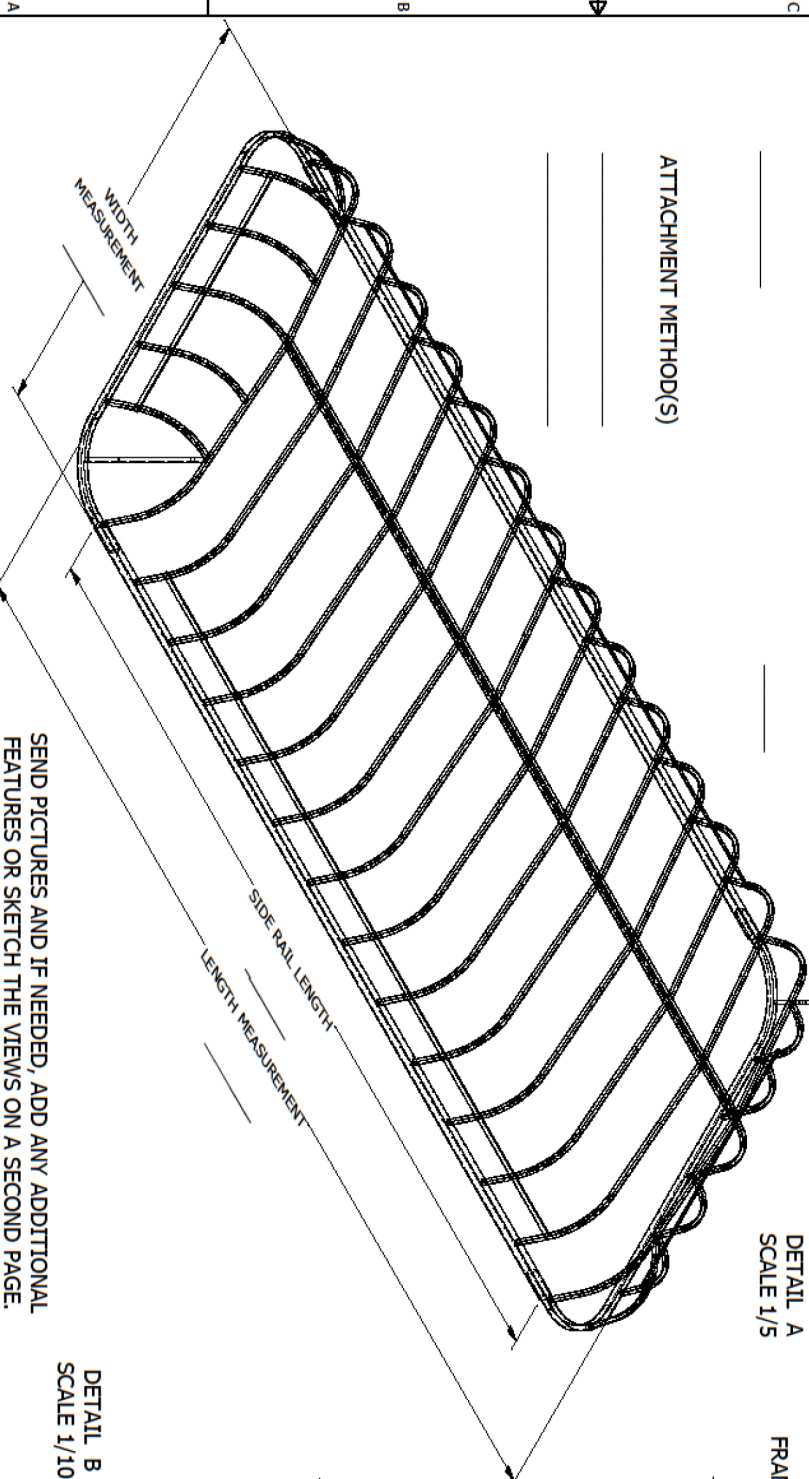
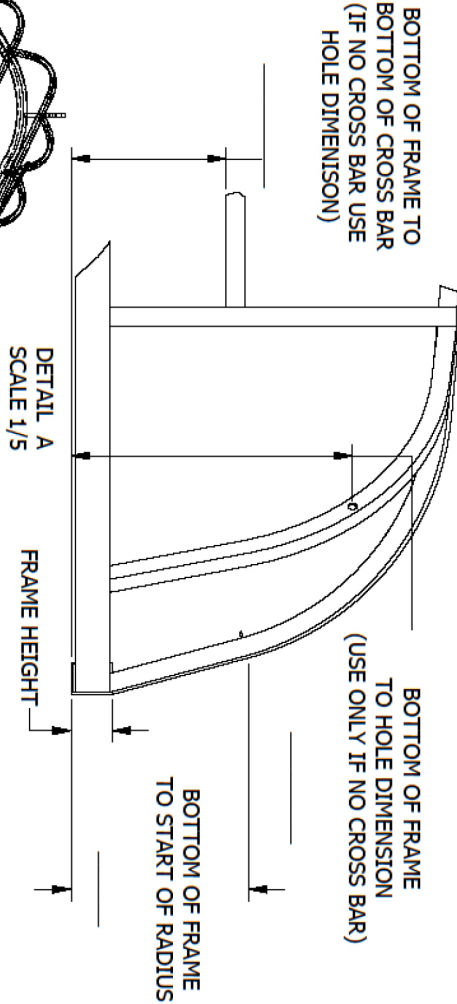
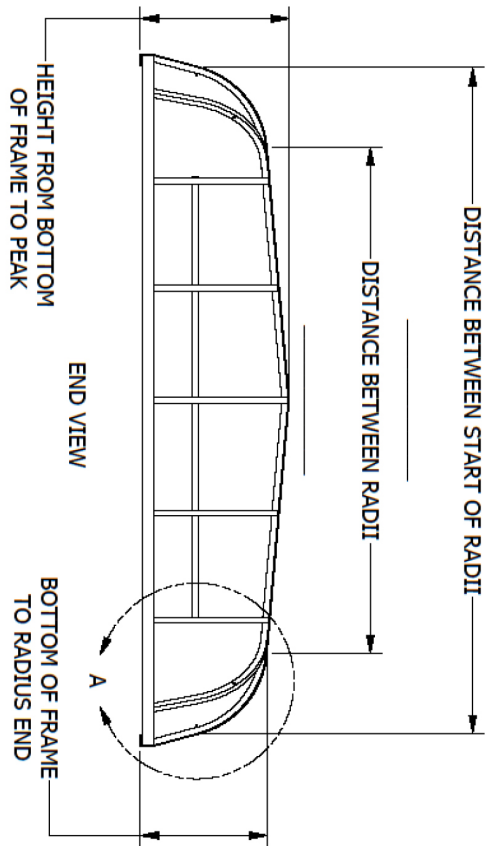
****If dimensions don't match above,
fill out detail sheet on page 2****

CONTACT INFORMATION

Name _____
 Address _____
 City _____ State _____ Zip _____
 Phone _____ Fax _____
 Boat Lift Brand _____

NOTES

REVOLUTIONS				ISSUER
REV	ECN	DATE	DESCRIPTION	RML
A	EC-00469	10/4/2016	RELEASE	RML
B	EC-00723	6/25/2018	ADD HOLE DIMENSION	RML



SEND PICTURES AND IF NEEDED, ADD ANY ADDITIONAL FEATURES OR SKETCH THE VIEWS ON A SECOND PAGE.

TOLERANCES - UNLESS NOTED

DECIMAL ±
FRACTION ±
ANGLE ±

ROUND CORNER FRAME DETAIL SHEET

OBJECT: RML	DATE: 10/10/2016	SCALE: 1/1	SHEET: 1	PART NO: F-134	SIZE: C
DRAWN BY: CMG	DATE: 10/10/2016	SCALE: 1/1	SHEET: 1	PART NO: F-134	SIZE: C